

Reading Unit of Study Anchor Chart

Word Detectives Use All They Know to Solve Words

Bend II: Detectives Have Many Different Ways to Solve Words


Ways Detectives
Solve Words

The anchor chart features a stick figure detective at the top left. Below the title, six strategies are presented on blue sticky notes:


- Use SIGHT WORDS:** A sticky note with a box labeled 'WORD WALL' and a stick figure pointing to it.
- Take off the ENDING & figure out the rest:** A sticky note showing the word 'jump' with a bracket under 'mp' and an arrow pointing to a separate box containing 'ing'.
- Find a WORD INSIDE A WORD:** A sticky note with the word 'hand' written on it.
- Think...:** A sticky note with a thought bubble containing a stick figure and a box, with an arrow pointing to another box.
- Break words into SYLLABLES:** A sticky note with the word 'also' written above two boxes containing 'al' and 'so'.
- Use PARTS OF WORDS:** A sticky note with the word 'flipped' written on it, where the 'l' is circled.

Ways Detectives


Solve Words



Use
SIGHT WORDS



Take off the ENDING
& figure out the rest




Find a
WORD INSIDE A WORD

hand

Think...

"Is this like a word I know?"




Use
PARTS OF WORDS

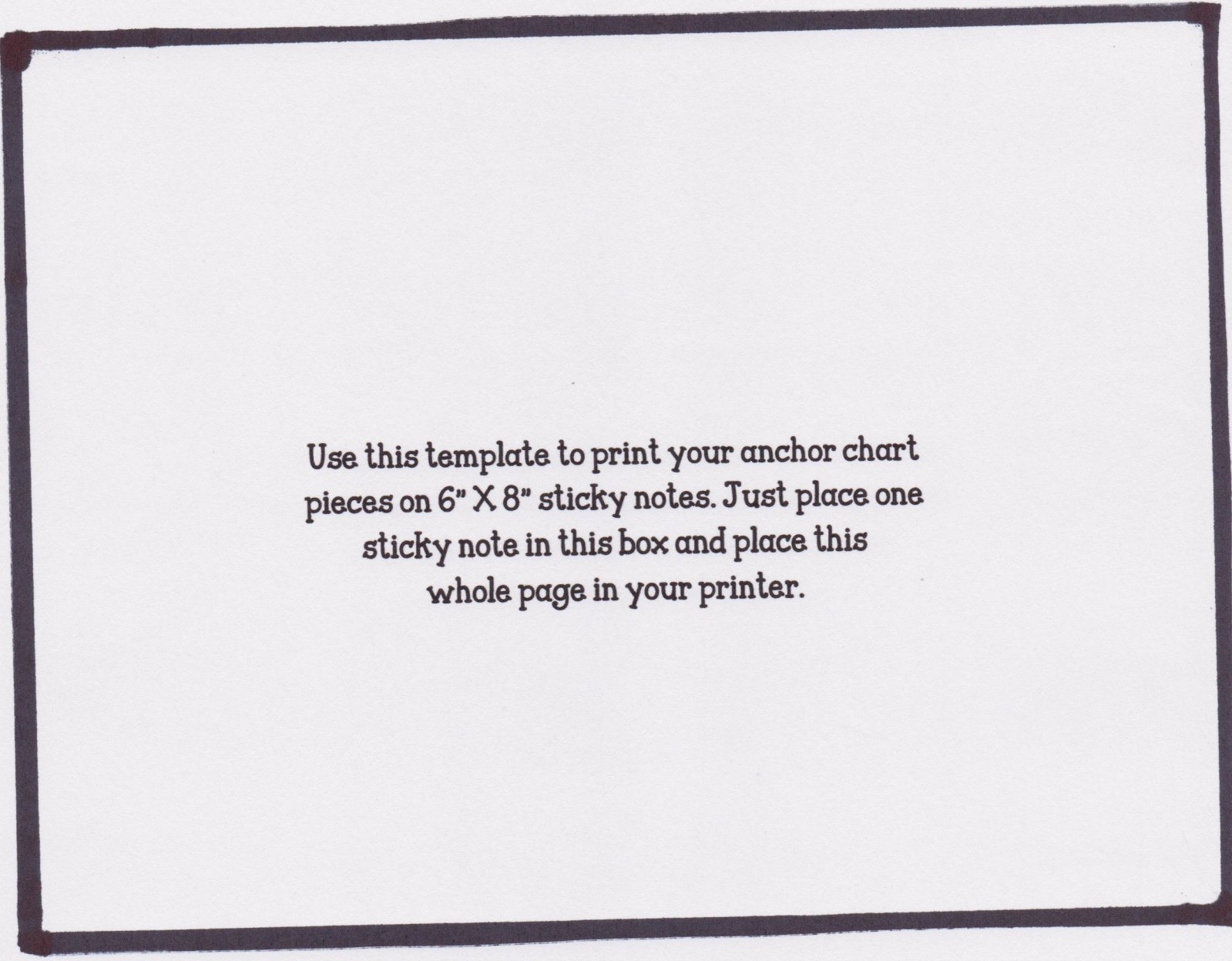
flipped

Break words into
SYLLABLES

also



top of the page



Use this template to print your anchor chart pieces on 6" X 8" sticky notes. Just place one sticky note in this box and place this whole page in your printer.

bottom of the page